

Patient Information

Patient ID: Henry Elliott
Test started: May 9, 2017, 1:36 PM

Birthdate: January 1, 2013
Report generated: May 9, 2017, 2:33 PM

Device Information

RETeval™
Serial number: R000337
Test protocol: ISCEV 6 Step Light First cd

Manufacturer: LKC Technologies, Inc.
Firmware version: 2.7.2
Electrodes: ERG-jet

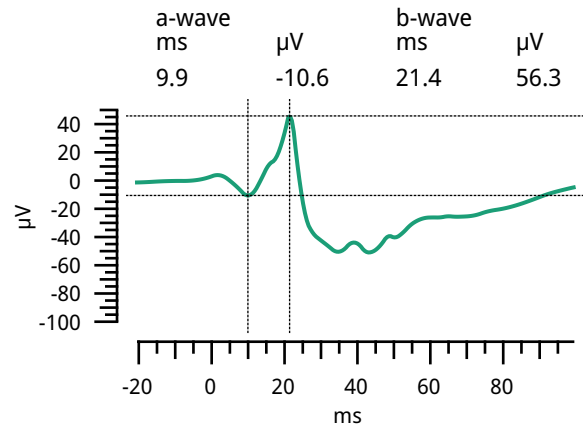
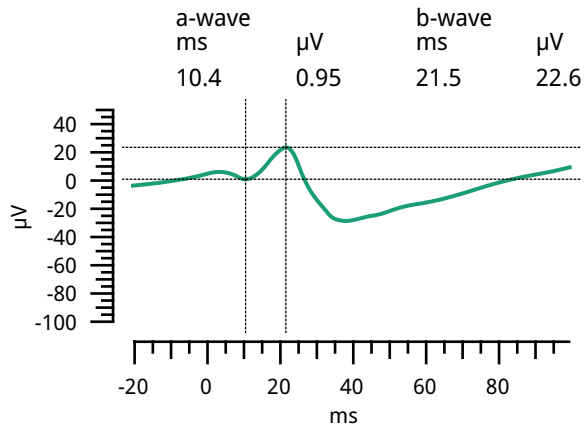
Test #1

Flash: 3.0 cd·s/m², Chromaticity (0.33, 0.33) at 2 Hz

Background: 30 cd/m², Chromaticity (0.33, 0.33)

Right Eye

Left Eye



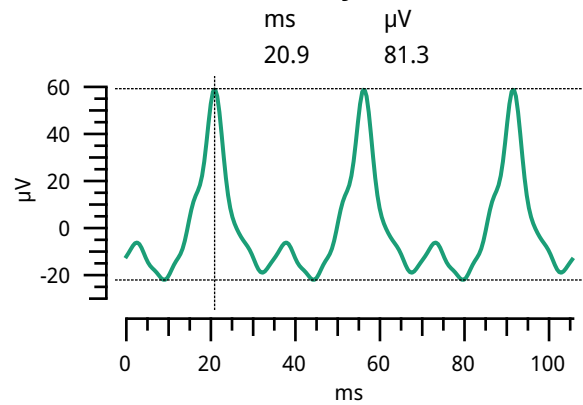
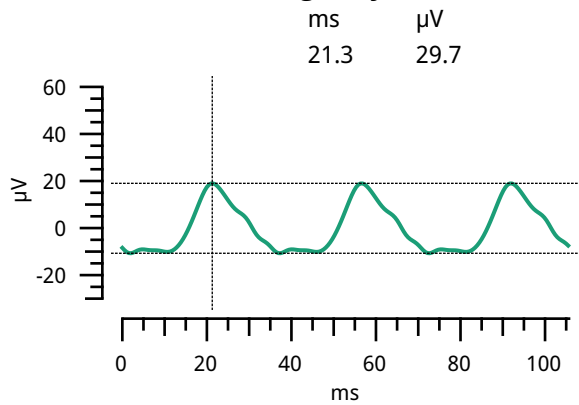
Test #2

Flash: 3.0 cd·s/m², Chromaticity (0.33, 0.33) at 28.3 Hz

Background: 30 cd/m², Chromaticity (0.33, 0.33)

Right Eye

Left Eye



Dark Adaptation

Start: 1:42 PM, Duration: 40 min

Ambient light: 0 cd/m²

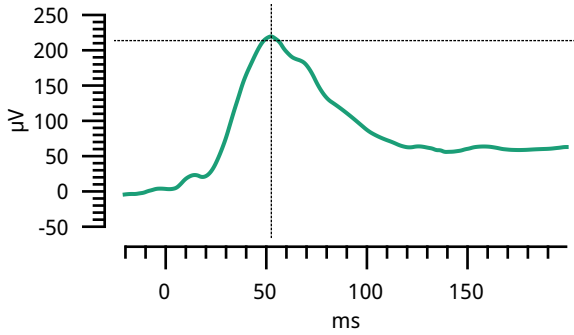
Test #3

Flash: 0.010 cd·s/m², Chromaticity (0.33, 0.33) at 0.5 Hz

Background: 0.0 cd/m²

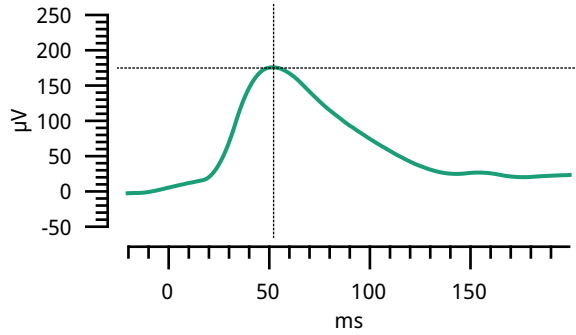
Right Eye

b-wave	ms	μV
	52.5	214



Left Eye

b-wave	ms	μV
	52.1	175



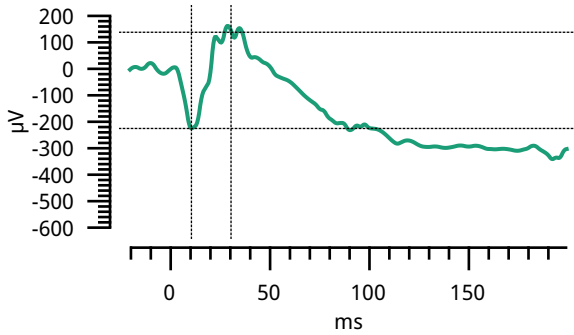
Test #4

Flash: 3.0 cd·s/m², Chromaticity (0.33, 0.33) at 0.1 Hz

Background: 0.0 cd/m²

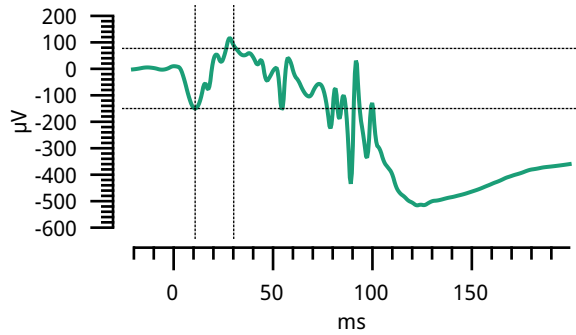
Right Eye

a-wave	ms	μV	b-wave	ms	μV
	10.4	-225		30.4	364



Left Eye

a-wave	ms	μV	b-wave	ms	μV
	10.8	-150		30.2	227



Patient ID: Henry Elliott
Test started: May 9, 2017, 1:36 PM

Birthdate: January 1, 2013
Report generated: May 9, 2017, 2:33 PM

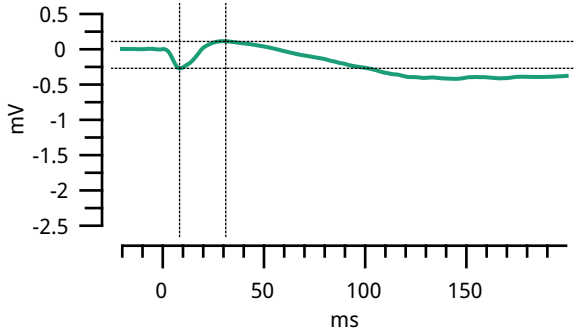
Test #6

Flash: 10 cd·s/m², Chromaticity (0.33, 0.33) at 0.05 Hz

Background: 0.0 cd/m²

Right Eye

a-wave		b-wave	
ms	μV	ms	μV
8.3	-270	31.1	381



NM = not measurable

Left Eye

Trial	a-wave		b-wave	
	ms	μV	ms	μV
1	9.1	-205	31.7	287
2	NM	NM	NM	NM
Avg	9.1	-205	31.7	287

